



Education Division

2021-22

SPONSOR ANNUAL REPORT

**BUILDING COMMUNITIES.
REBUILDING LIVES.**

Buckeye Community Hope
Foundation - Education Division

3021 E Dublin-Granville Rd
Columbus OH 43231

www.buckeyehope.org

Peggy Young, Director
Jennifer Schorr, Associate Director



Buckeye Community Hope Foundation (BCHF) submits this annual report summarizing the performance of each of our sponsored schools in the areas of academic performance; fiscal performance; organization and operation; and legal compliance. Beyond this summary, the report is an important informational source for our stakeholders about the nature and progress of our sponsored schools. We are proud of our schools and all that they do to serve learners in the State of Ohio!

WHO ARE WE?

Buckeye Community Hope Foundation is a non-profit organization with a mission of Building Communities and Rebuilding Lives. In support of the mission of the overall Foundation, and as part of its commitment that all students should have access to quality educational opportunities, the mission of the Education Division is to establish strong public community schools by adhering to quality authorizing practices, ensuring responsible oversight, and setting high standards for school performance.

Buckeye Community Hope Foundation is a statewide community school sponsor. During the 2021-22 school year, BCHF sponsored and provided oversight and technical assistance to fifty (50) schools in eleven Ohio cities, serving nearly 14,000 students.

Our portfolio of sponsored schools included thirty-five (35) traditional brick-and-mortar community schools, two (2) schools serving a majority of special needs students, and thirteen (13) alternative drop-out prevention and recovery program schools, one of which is an online school. Two new K-8 schools, and two new dropout recovery schools opened under new contracts. One K-8 school transferred from another sponsor.

As a community school sponsor, we are responsible for ensuring that only schools with quality programs, schools that provide students with meaningful educational opportunities which prepare them for future success in life, stay open. We are also responsible for closing poor performing schools.

Academic performance data for our schools for 2021-22 was based on available data with some measures not being calculated and some subject to changes in Ohio's accountability system. The BCHF team continues to monitor school progress closely through multiple measures and offer a high level of support for school improvement and progress. We are committed to seeking a better future for the children served by our sponsored schools.

We truly act on our vision statement, which reads **"We envision a future where all students have access to a high quality public education."**

WHAT DO WE DO?

As a sponsor we have the responsibility of overseeing each school's compliance with all applicable laws and rules and with the charter contract. We also provide vital technical assistance to our sponsored schools in school start up, fiscal and operational aspects, and, most importantly, teaching and learning.

PERFORMANCE CONTRACTING

BCHF has a charter contract with each of its sponsored schools. The sponsorship contract includes all legal requirements, as well as each school's unique education plan, financial plan, and governance plan. Additionally, the sponsorship contract includes the Performance Accountability Framework that details areas of school assessment and oversight. The framework includes academic and non-academic goals specific to each school.

COMMITMENT AND CAPACITY

BCHF employs a team of eighteen (18) professionals, located throughout the state, with extensive experience in various disciplines. Our Education Division staff experience includes expertise in law, finance, education, data analysis, compliance, and communications. Our accountability and school improvement representatives have subject expertise in all academic core content areas, school leadership, social-emotional learning/restorative justice, special education, English learner support, and classroom management.

ONGOING OVERSIGHT AND EVALUATION

The oversight of our sponsored schools is a responsibility that BCHF takes seriously. Our team monitors and assesses each school's performance against the performance frameworks and the terms of the contract. Annually, BCHF provides each school with a cumulative report that summarizes the school's academic performance, fiscal performance, and organizational and operational performance. The annual performance report identifies areas of strengths as well as areas in need of improvement and the school's prospect for renewal.

We gather information through a variety of resources including: bi-monthly on-site visits to schools; attendance at governing authority board meetings; monthly financial reviews conducted by a licensed school treasurer; on-going data assessment of student achievement and growth; ongoing reviews of state and federal law compliance, academics, special education, operations and finance; and ongoing technical assistance provided by a team of experts with years of experience spanning various disciplines.

Last year members of our team attended hundreds of governing board meetings, provided onsite and virtual technical assistance and professional development, and observed in over three hundred (300) classrooms.



WHAT IS OUR EMPHASIS?

Buckeye Community Hope Foundation emphasizes technical assistance in all aspects of schooling, with an emphasis on effective teaching and learning. Annually, we assess each school's needs and implement a work plan to support success for ALL students. This plan includes support for needs that schools have in common, as well as individualized, targeted technical assistance to meet each school's unique needs.

SUPPORT FOR ALL SCHOOLS

In 2021-22, BCHF organized support for all schools around needs expressed in the annual needs assessment. An organizing theme of "The Courageous School: Reclaiming Student Learning through Culturally Responsive Education" set the tone for both the Annual School Leader Summit in June 2021 and the new 2021-22 school year. This theme emphasized deeper understanding of culture and its impact on educational practice to meet the needs of all students. Dr. Gholdy Muhammed continued this conversation with her keynote address, entitled "Captivating Genius: A Model for Culturally and Historically Responsive Education" at the September 2021 All Schools Meeting. BCHF's Accountability and School Improvement Department emphasized offerings aligned to this theme in its 2021-22 Professional Development Catalog.

Many other supports were offered. BCHF continued to facilitate networks of educators, based on a professional learning community (PLC) model. These networks included educators involved with Special Education, English Learners, Early Literacy, K-8 Mathematics, Data Analysis, and Drop Out Recovery. BCHF regularly analyzed data for student learning through Fall and Winter analyses of schools' norm-referenced testing and SMART goal data. Additionally, customized professional development and technical assistance services were available to all schools upon request.

Based on performance data and input from school leaders, BCHF planned and implemented a virtual 2-day Leadership Summit on the topic of "Always Lead, Lead All Ways" in June 2022.

TARGETED TECHNICAL ASSISTANCE

BCHF provided targeted technical assistance to schools based on their performance and assignment to a tier of support. Using available data, schools designated as Tier 1 exceeded academic performance metrics of the Sponsor contract. Tier 2 schools met academic performance metrics. Tier 3 schools did not meet academic performance metrics of the contract or were trending downward. Tier 0 schools were "new or incubating schools," those within 2 years of start-up.

In 2021-22, schools received two high-stakes review visits annually. The individual status of the school, based on data, determined specific plans for the review. Review procedures incorporated input of at least three stakeholder groups, for example, teachers, parents, administrators, and students. Each review cycle emphasized development of a profile of school strengths and needs, with a plan for follow-up. BCHF planned and provided individualized technical assistance based on review evidence.

Schools in the Tier 3 category engaged in deeper analysis of teaching and learning data to develop a turnaround plan. Where necessary, BCHF requested Academic Corrective Action to better guide the school's plans for academic recovery.

Our strong record and sustained emphasis on high-quality teaching and learning aligns to BCHF's mission of establishing "strong public community schools by adhering to quality authorizing practices, ensuring responsible oversight, and setting high standards for school performance." We support our schools in a continuous improvement process with the overall aim of making all schools high quality and all students successful!

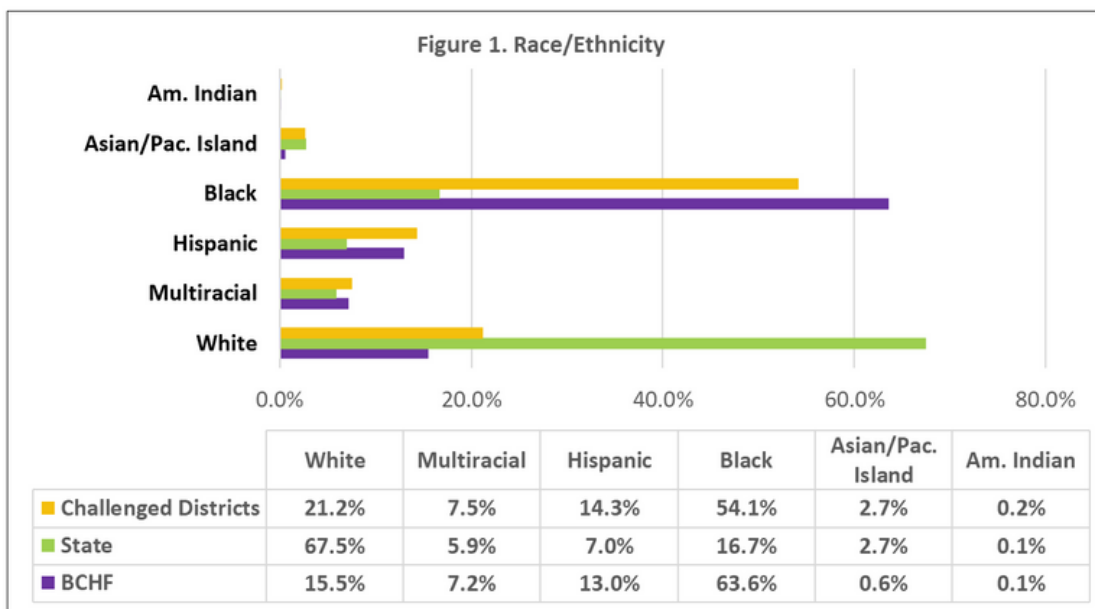
HOW ARE WE DOING AS A SPONSOR?

The Ohio Department of Education conducts evaluations of sponsors in three equally weighted components (Academic Performance, Compliance and Quality Practices). We are pleased to share Buckeye Community Hope Foundation received the highest rating of Exemplary on its most recent Sponsor evaluation rating (2018-19).

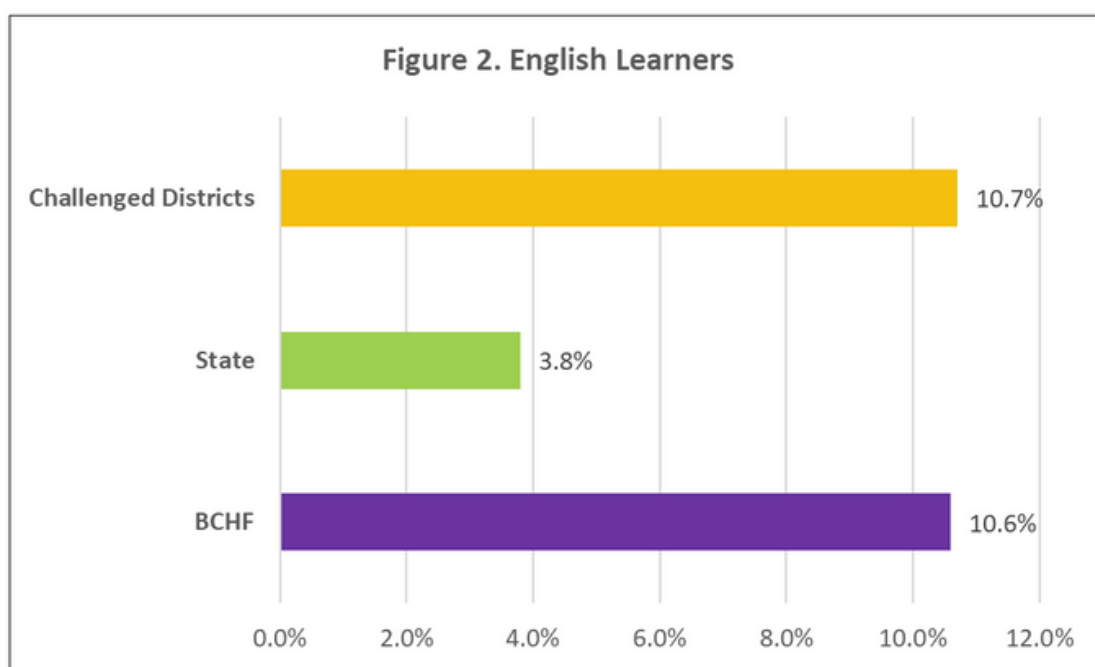


WHO ARE OUR STUDENTS?

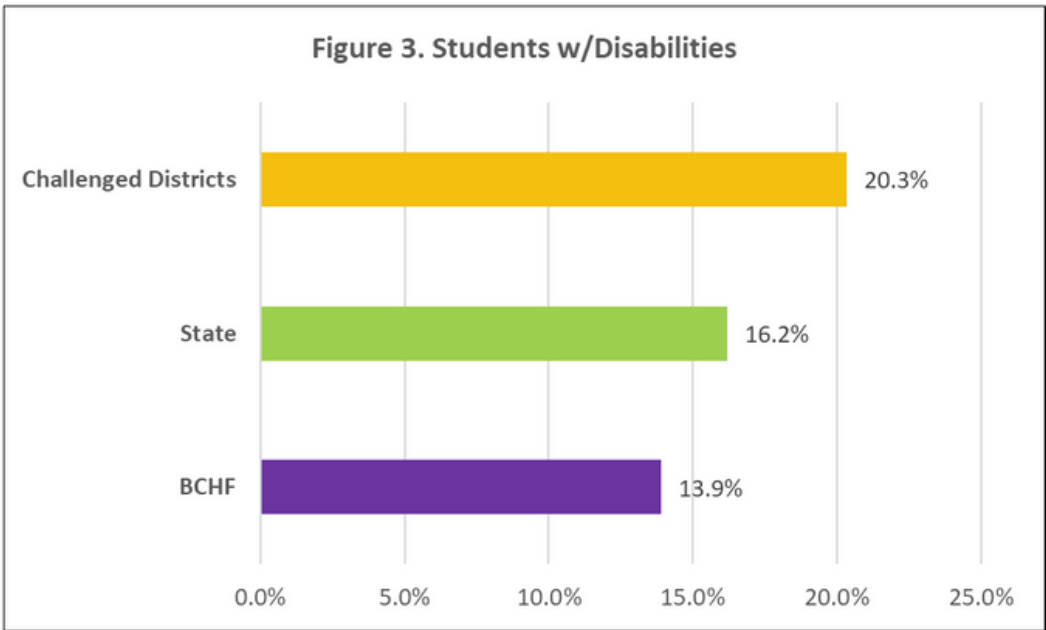
In 2021-22, BCHF-sponsored schools served a significantly-more diverse population of students than schools overall in the state of Ohio (Figure 1). Black Non-Hispanic students constituted 8,835 (63.6 %) of the students in our schools whereas over half of students, 67.5 %, statewide were White Non-Hispanic.



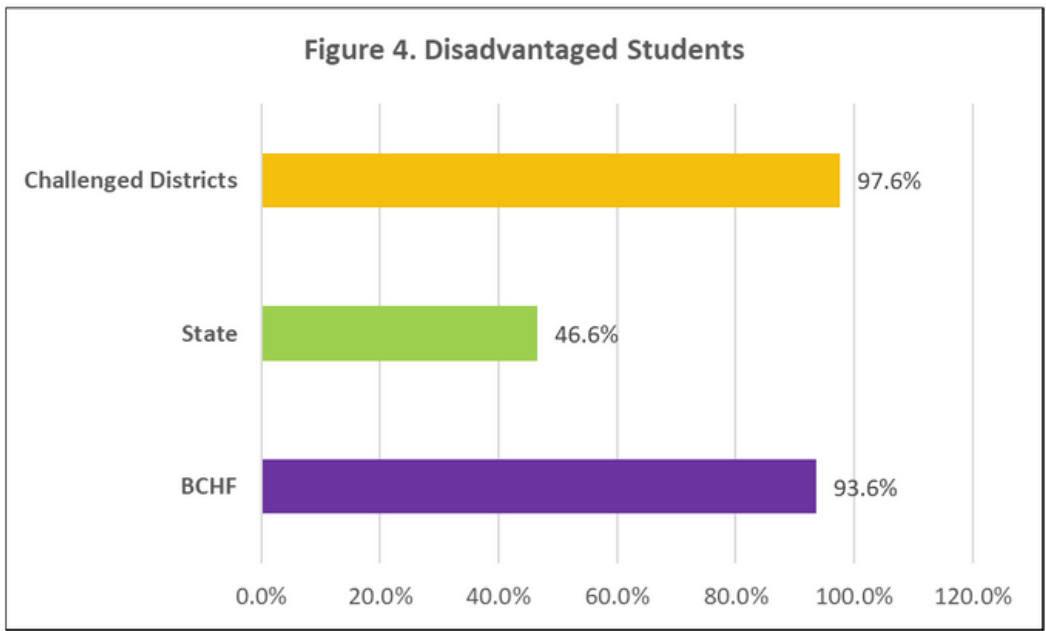
Schools in our portfolio served increased numbers of English learners (10.6 % of our portfolio student population) as displayed in Figure 2. This percentage significantly exceeded the state's overall percentage of English learners, which was 3.8 % in 2021-22, and the percentage in corresponding challenged districts to our schools (10.7 %). Note that subgroups under .1% were not displayed.



Students with disabilities in BCHF schools constitute 13.9 % of the portfolio population, as compared with the statewide average of 16.2 % and challenged districts of 20.3% (Figure 3).



Data also emphasizes that nearly all (93.6 %) of students who attend schools sponsored by BCHF qualify as economically disadvantaged as indicated by eligibility for free- or reduced-lunches (Figure 4).



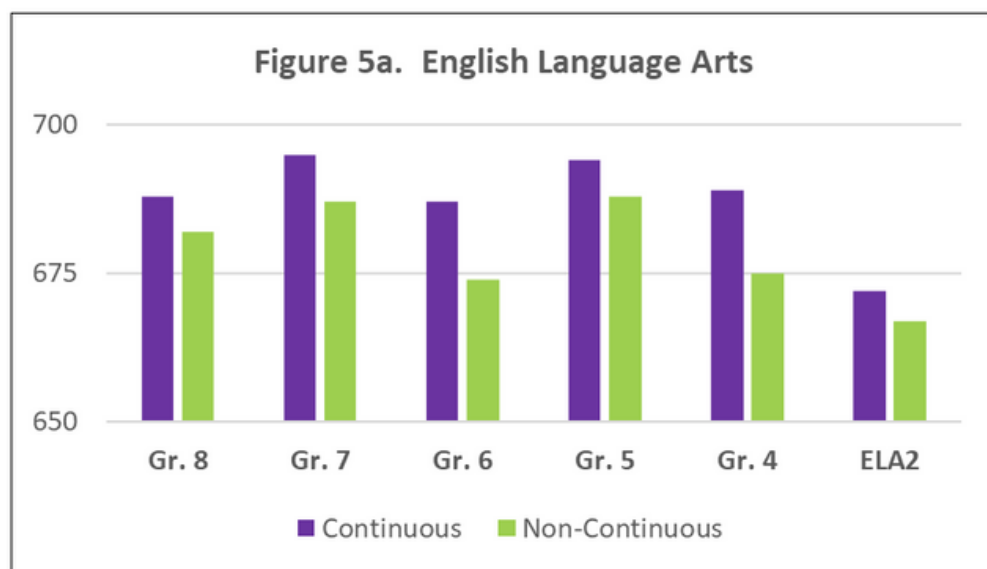


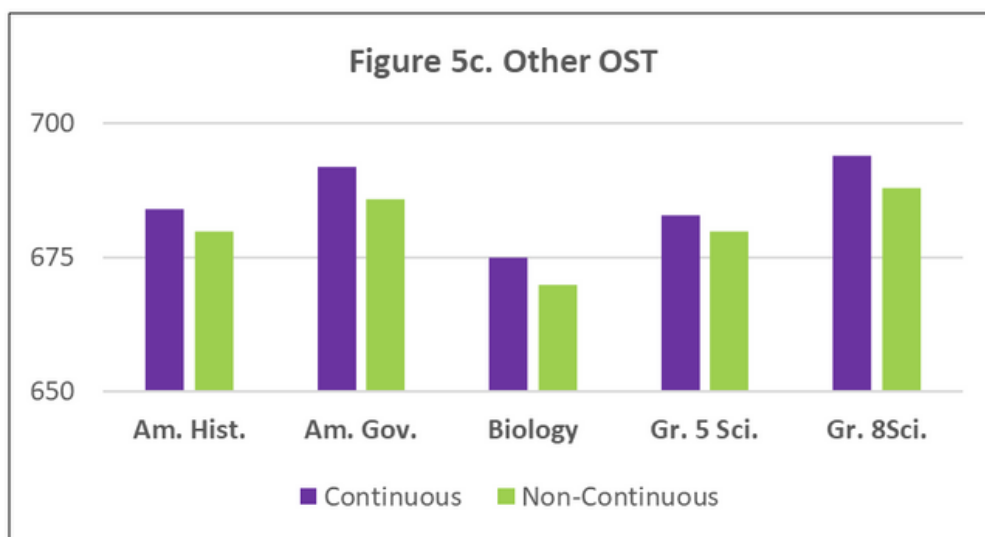
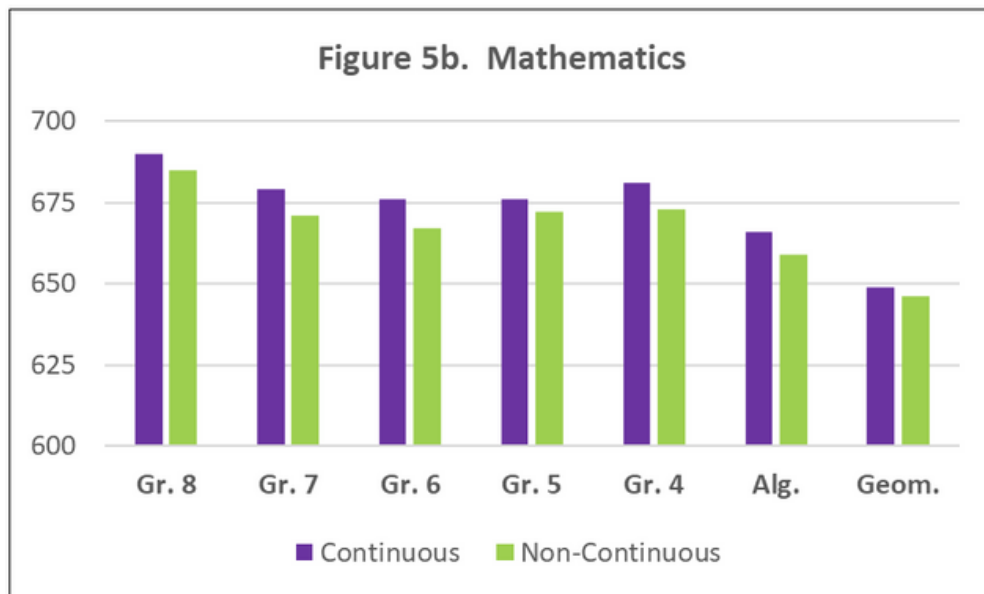
HOW ARE OUR SCHOOLS PERFORMING?

BCHF continuously tracks multiple student academic performance measures including norm-referenced (local) test achievement and progress measures, all Ohio report card measures, achievement and chronic absenteeism rate, and SMART goal achievement. We also benchmark school performance with the performance of respective challenged districts and available statewide results.

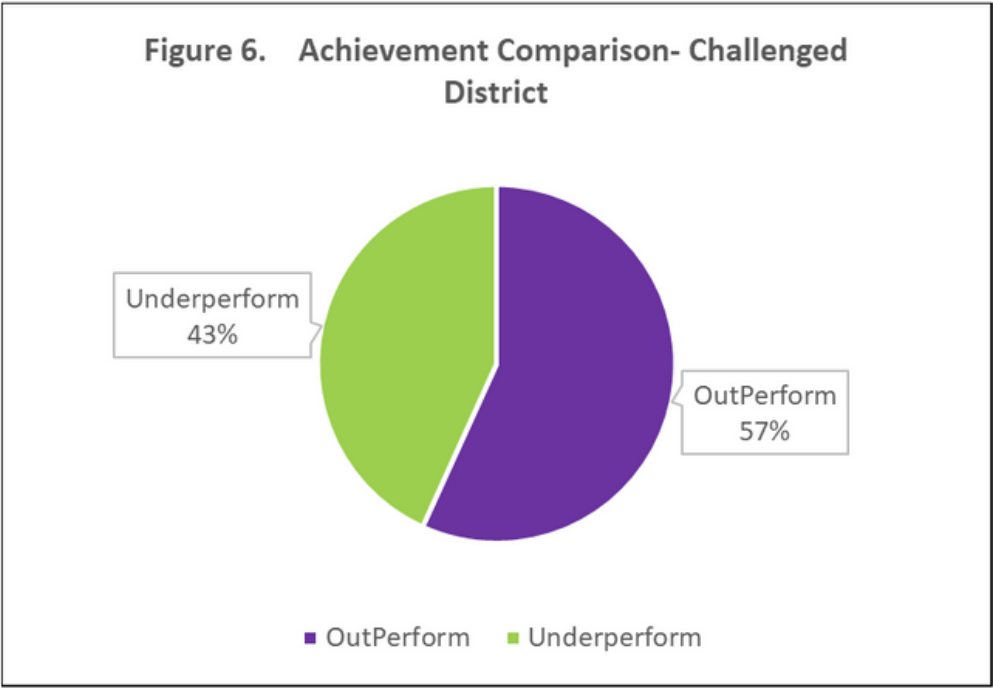
Each sponsored school administers norm-referenced testing in reading and mathematics at least twice annually. BCHF was able to analyze achievement levels of students by looking at the percentage of students at or above the 50th percentile (grade level norm). An analysis of school results on norm referenced testing showed that 23.0 % of our students were at or above the 50th percentile in Spring 2022.

School performance is reflected also in student retention year-to-year. While community schools offer a choice to families, our data show that nearly 70% of students in our sponsored schools stayed enrolled for 2021-22. Students continuously enrolled outperformed students non-continuously enrolled in our sponsored schools. Figures 5a, 5b and 5c below show the average scaled scores for students who continue their enrollment with a Buckeye Community Hope Foundation sponsored school.

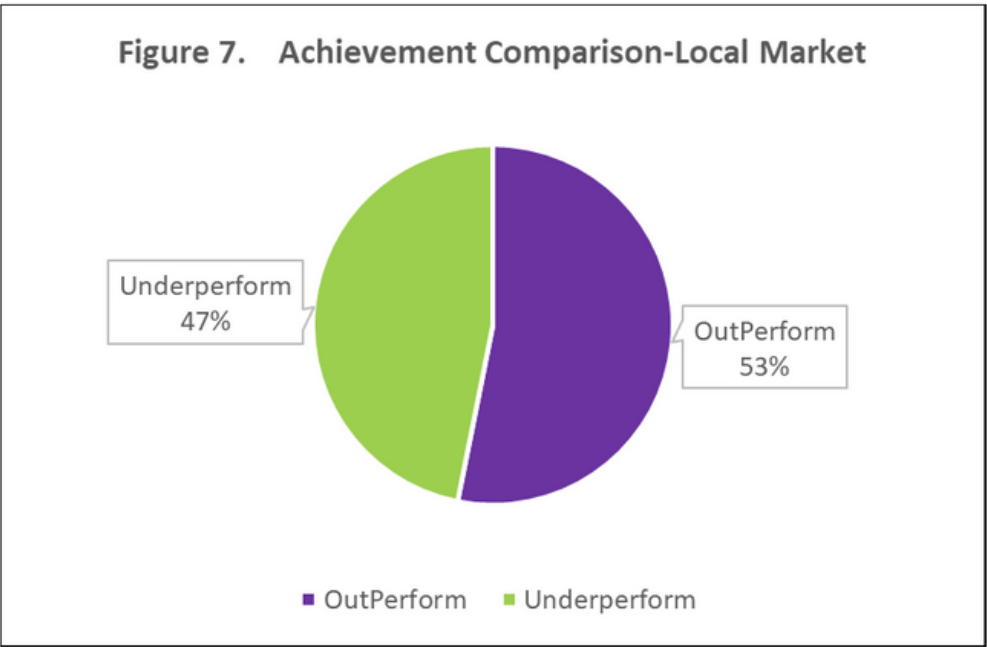




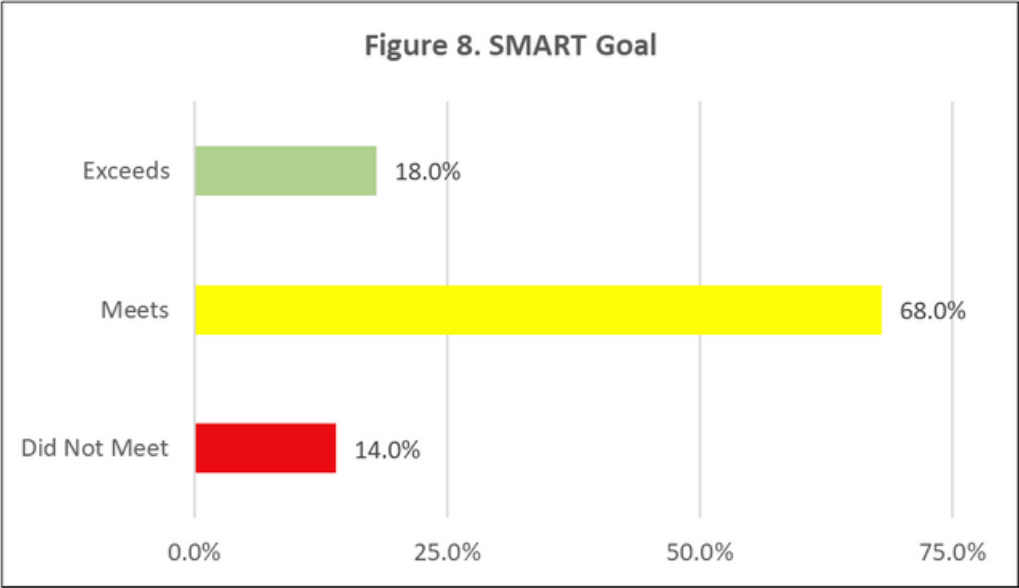
When comparing the Performance Index of Buckeye Community Hope Foundation schools to their local challenged districts our schools outperform them 57.0 % of the time. (Figure 6)



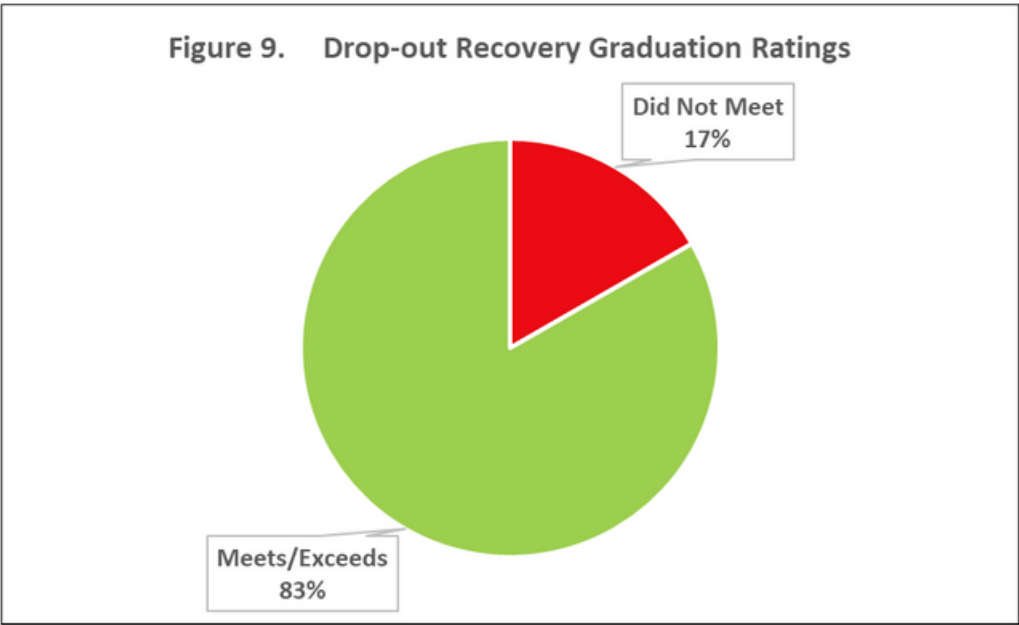
Our schools perform similarly when compared to the Local Market schools. Buckeye Community Hope Foundation schools outperformed 53.0 % of their local market options. (Figure 7)



BCHF also challenges each sponsored school to set SMART goals that capture student outcomes related to each school's unique mission. For example, schools may emphasize STEM/STEAM, the Arts, career-technical alternatives, or citizenship. A priority SMART goal is evaluated each year through data and information submitted by the school and onsite reviews. In 2021-22, 86.0 % of our schools met or exceeded their priority SMART goals (Figure 6). Schools which did not achieve SMART goals often reported that goals were trending up but not yet attained.



Our Drop-out Prevention and Recovery schools demonstrate success in meeting graduation requirements. Figure 7 below shows that 83 % of our schools meet or exceed state standards for Graduation





HOW IS SCHOOL PERFORMANCE ASSESSED?

BCHF ASSESSMENT OF SCHOOL PERFORMANCE 2021-22

The Ohio Department of Education requires all sponsors to annually evaluate, summarize and report on the performance and compliance of each of their sponsored schools in the areas of Academic Performance, Fiscal Performance, Organization and Operation and Legal Compliance. Schools receive a rating of either Meets, Exceeds or Did Not Meet expected performance in the areas of academic performance, fiscal performance and organization and operation. In the area of legal compliance schools receive a rating of Meets or Did Not Meet expected performance. BCHF defines performance expectations for each sponsored school in the charter contract.

ACADEMIC PERFORMANCE – HOW THE SCHOOL PERFORMED ON THE ACADEMIC CONTRACT GOALS

Academic performance carries the most weight in BCHF's overall school performance framework. In evaluating academic performance, BCHF considers multiples measures. BCHF specifies academic targets in the performance framework included in the charter contract. These measures include all Ohio report card data as well as mission-specific academic SMART goals, performance in comparison to the challenged district, performance to similar schools within the local market, norm-referenced test results, and attendance/performance of disaggregated groups. Due to legislative action, calculations for aspects of Ohio's school accountability system changed, thus limiting use of multi-year measures. A school rated "Exceeds" expected performance if it attained 85% or more of academic performance points. A school rated "Meets" if it earned 65 to 84.9% percent of points. A school is rated "Did Not Meet" if less than 65% of points were reached.

FISCAL PERFORMANCE – HOW THE SCHOOL PERFORMED ON FINANCIAL CONTRACT GOALS

In evaluating a school's Fiscal Performance, BCHF considers information from board approved financial reports, school's monthly financial reviews, and information from independent sources such as the Auditor of State as well as information available through Ohio Department of Education (ODE). BCHF evaluates the schools on measures including the following: Current Ratio, Days, Cash on Hand, Operating Efficiency, Debt Management, Submission Timeliness and Accuracy, and Enrollment Management. A school rated "Exceeds" expected performance met or exceeded more than 70% of points from the fiscal performance framework. A school rated "Meets" expected fiscal performance scored 50-70% of points from the fiscal performance framework. A school rated "Did Not Meet" expected performance scored less than 50 percent of points from the fiscal performance framework. Schools placed on fiscal improvement plans were automatically rated as "Did Not Meet."

ORGANIZATION AND OPERATION – HOW THE SCHOOL PERFORMED REGARDING GOVERNANCE DUTIES AND COMPLIANCE WITH THE COMMUNITY SCHOOL CONTRACT

In assessing a school's organization and operational performance, BCHF considers the governing authority's performance in conducting the required number of meetings and maintaining sufficient board minutes, complying with open meeting requirements, maintaining the required number of approved board members, fulfilling training requirements, monthly financial reviews, and compliance with the governing authority's Code of Regulations. A school rated "Exceeds" expected performance scored more than 90% of points from the performance framework. A school rated "Meets" expected performance scored 75-90% of points from the performance framework. A rating of "Did Not Meet" expected performance is assigned to schools that scored less than 75% of the possible points from the performance framework.



LEGAL COMPLIANCE – HOW THE SCHOOL PERFORMED ON ITS LEGAL REQUIREMENTS IDENTIFIED IN STATUTE AND THE COMMUNITY SCHOOL CONTRACT

BCHF evaluates a school's performance on Legal Compliance based on the school's compliance with legal requirements identified in statute and the community school contract and includes compliance items from the sponsor evaluation. A school rated "Meets" expected performance scored 80% or more of the possible points from the legal performance framework. A school rated "Did Not Meet" expected performance scored less than 80% of the possible points from the legal performance framework. The results of BCHF's Performance Assessment are in Table 1 below.

**Table 1. Buckeye Community Hope Foundation
Summary of School Performance 2021-22 School Year**

School Name	Academic Performance	Fiscal Performance	Organization & Operation	Legal Compliance
Academy for Urban Scholars - Youngstown	Exceeds	Exceeds	Exceeds	Meets
Achieve Career Preparatory Academy	Exceeds	Did Not Meet	Exceeds	Meets
Akron Career Technical High School+	Meets	Did Not Meet	Meets	Did Not Meet
Auglaize County Educational Academy	Exceeds	Exceeds	Exceeds	Meets
Bennett Venture Academy	Exceeds	Exceeds	Exceeds	Meets
Constellation Schools: Eastside Arts Academy	Exceeds	Exceeds	Exceeds	Meets
Constellation Schools: Lorain Community Middle	Meets	Exceeds	Exceeds	Meets
Constellation Schools: Old Brooklyn Community Middle	Did Not Meet	Exceeds	Exceeds	Meets
Constellation Schools: Puritas Community Middle	Meets	Exceeds	Exceeds	Meets
Constellation Schools: Stockyard Community Middle	Did Not Meet	Exceeds	Exceeds	Meets
Constellation Schools: Westpark Community Middle	Meets	Exceeds	Exceeds	Meets
Constellation Schools: Westside Community School of the Arts	Did Not Meet	Exceeds	Exceeds	Meets
Dohn Community High School	Meets	Exceeds	Exceeds	Meets

**Table 1. Buckeye Community Hope Foundation
Summary of School Performance 2021-22 School Year**

School Name	Academic Performance	Fiscal Performance	Organization & Operation	Legal Compliance
Eagle Elementary of Akron	Meets	Meets	Exceeds	Meets
Flex High School	Exceeds	Exceeds	Exceeds	Meets
Flex High School Cleveland	Did Not Meet	Meets	Exceeds	Meets
Focus Learning Academy of Southeastern Columbus	Exceeds	Exceeds	Exceeds	Meets
Focus Learning Academy of Southwest Columbus	Exceeds	Exceeds	Exceeds	Meets
Focus North High School	Exceeds	Exceeds	Exceeds	Meets
Global Ambassadors Language Academy	Exceeds	Exceeds	Exceeds	Meets
Great Western Academy	Exceeds	Exceeds	Exceeds	Meets
Hamilton County Mathematics and Science Academy	Exceeds	Exceeds	Did Not Meet	Did Not Meet
Horizon Science Academy Columbus Middle School	Exceeds	Exceeds	Exceeds	Meets
Horizon Science Academy Dayton Downtown	Meets	Exceeds	Exceeds	Meets
Horizon Science Academy Dayton High School	Exceeds	Exceeds	Exceeds	Meets
Horizon Science Academy Elementary	Exceeds	Exceeds	Exceeds	Meets
Horizon Science Academy Lorain	Exceeds	Exceeds	Exceeds	Meets
Horizon Science Academy Primary	Exceeds	Exceeds	Exceeds	Meets
Horizon Science Academy Youngstown	Exceeds	Exceeds	Exceeds	Meets
Imagine Akron Academy	Exceeds	Exceeds	Exceeds	Meets
Imagine Environmental Science Academy	Did Not Meet	Exceeds	Exceeds	Meets
International Academy	Exceeds	Exceeds	Exceeds	Meets
L. Hollingworth School for the Talented and Gifted	Exceeds	Exceeds	Exceeds	Meets
Lincoln Park Academy	Meets	Exceeds	Exceeds	Meets
Main Preparatory Academy	Did Not Meet	Exceeds	Exceeds	Meets
Noble Academy Cleveland	Meets	Exceeds	Exceeds	Meets
Noble Academy Columbus	Meets	Exceeds	Exceeds	Meets

**Table 1. Buckeye Community Hope Foundation
Summary of School Performance 2021-22 School Year**

School Name	Academic Performance	Fiscal Performance	Organization & Operation	Legal Compliance
North Shore High School	Did Not Meet	Meets	Exceeds	Meets
Promise Academy	Meets	Exceeds	Exceeds	Did Not Meet
Riverscape Career Technical High School+	Meets	Did Not Meet	Exceeds	Meets
Shepard School by Eagle	Meets	Did Not Meet	Exceeds	Meets
SMART Academy	Did Not Meet	Did Not Meet	Meets	Did Not Meet
Stambaugh Charter Academy	Meets	Exceeds	Exceeds	Meets
Summit Academy Transitional High School- Columbus	Did Not Meet	Exceeds	Exceeds	Meets
Summit Academy Transitional High School- Dayton	Meets	Exceeds	Exceeds	Meets
The Academy for Urban Scholars	Exceeds	Exceeds	Exceeds	Meets
The Richland School of Academic Arts	Exceeds	Exceeds	Exceeds	Meets
Village Preparatory School: Woodland Hills Campus	Did Not Meet	Exceeds	Exceeds	Meets
Westside Academy	Exceeds	Exceeds	Exceeds	Meets
Youngstown Preparatory Academy	Meets	Did Not Meet	Meets	Did Not Meet

Through our mission of “Building communities, rebuilding lives,” we feel a call to provide students with access to a successful future by giving them opportunities for an education that is a best fit and quality choice in the State of Ohio.

Visit us at:
www.buckeyehope.org
or @buckeyehope on Facebook or Twitter!

